



NTSC U/C

PlayStation

Drop into a 200 mph Traffic Jam!

NASCAR

HEAT



SLUS-01166
99612



WARNING

READ BEFORE USING YOUR PLAYSTATION® GAME CONSOLE.

A very small percentage of individuals may experience epileptic seizures when exposed to certain light patterns or flashing lights. Exposure to certain patterns or backgrounds on a television screen or while playing video games, including games played on the PlayStation® game console, may induce an epileptic seizure in these individuals. Certain conditions may induce previously undetected epileptic symptoms even in persons who have no history of prior seizures or epilepsy. If you, or anyone in your family, has an epileptic condition, consult your physician prior to playing. If you experience any of the following symptoms while playing a video game – dizziness, altered vision, eye or muscle twitches, loss of awareness, disorientation, any involuntary movement or convulsions – IMMEDIATELY discontinue use and consult your physician before resuming play.

WARNING TO OWNERS OF PROJECTION TELEVISIONS:

Do not connect your PlayStation® game console to a projection TV without first consulting the user manual for your projection TV, unless it is of the LCD type. Otherwise it may permanently damage your TV screen.

USE OF UNOFFICIAL PRODUCT:

The use of unofficial product or peripherals may damage your PlayStation® game console and invalidate your console warranty.

HANDLING YOUR PLAYSTATION® DISC:

- This compact disc is intended for use only with the PlayStation® game console.
- Do not bend it, crush it or submerge it in liquids.
- Do not leave it in direct sunlight or near a radiator or other source of heat.
- Be sure to take an occasional rest break during extended play.
- Keep this compact disc clean. Always hold the disc by the edges and keep it in its protective case when not in use. Clean the disc with a lint-free, soft, dry cloth, wiping in straight lines from center to outer edge. Never use solvents or abrasive cleaners.



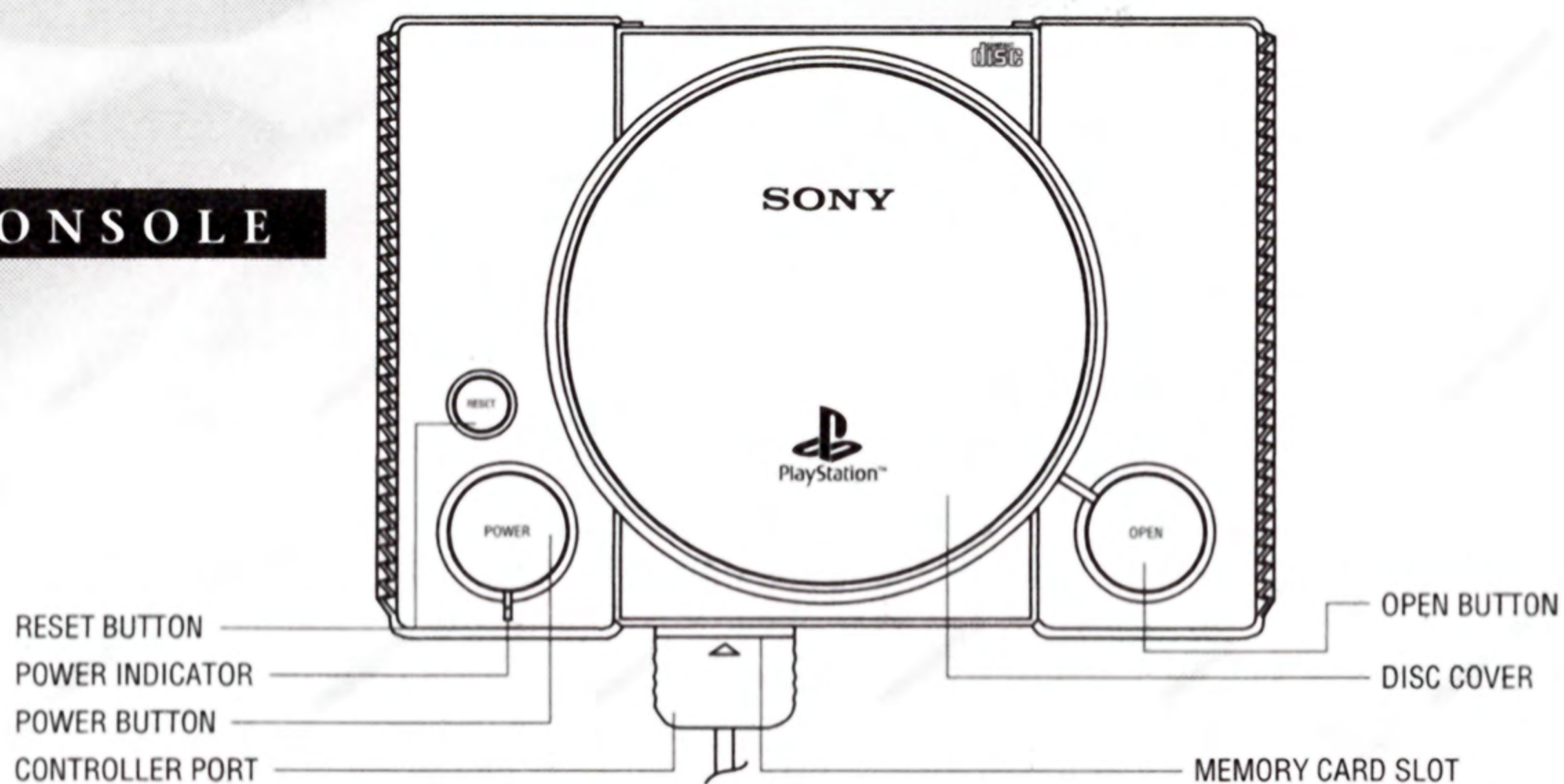
TABLE OF CONTENTS

Getting Started.....	4
Memory Cards.....	4
Game Controls.....	5
Main Screen.....	6
Saving Your Results.....	6
Gameplay.....	7
Beat the Heat.....	8
Race the Pro.....	9
Single Race.....	10
Drivers Screen.....	10
Tracks Screen.....	10
Race Day Screen.....	10
Championship Mode.....	11
Standings Screen.....	11
Schedule Screen.....	12
Multiplayer.....	12
Setup Screen.....	13
Replay Screen.....	13
Results Screen.....	14
Options Screen.....	15
Pause Screen.....	15
Garage.....	16
Hasbro Interactive's Web Sites.....	17
Technical Support.....	18
License Agreement.....	19
Credits.....	24



GETTING STARTED

CONSOLE



Important! Do not insert or remove peripherals or Memory Cards once power is turned on. You will need a Memory Card to save your games.

1. Set up your PlayStation® game console according to the instructions in its Instruction Manual.
2. Make sure the power is OFF before inserting or removing a compact disc.
3. Insert the *NASCAR® Heat™* disc and close the disc cover.
4. Insert the game controllers (and Memory Card if you have one).
5. Turn ON the PlayStation® game console. The introductory sequence will begin. To skip this sequence and go directly to the Main menu, press the start button.

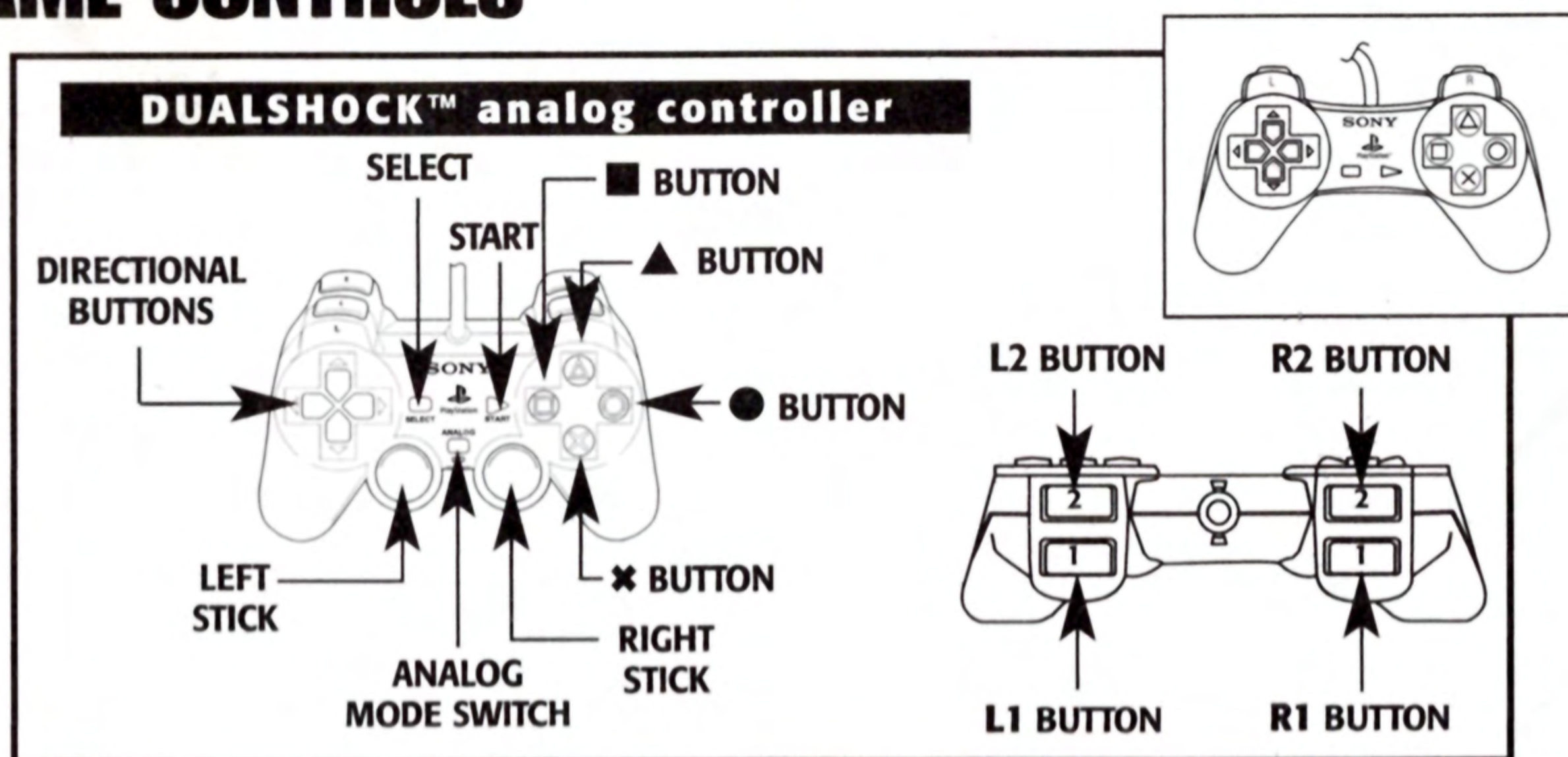
MEMORY CARDS

You will not be able to save your progress if you do not use a Memory Card. Make sure there are at least 2 blocks for high scores/options *and* 2 blocks per profile name you save on your Memory Card before beginning your game. For example, to save one profile name and high scores you'll need a minimum of 4 blocks. You cannot swap Memory Cards during play and you must leave the Memory Card in the slot for the complete duration of play.

Warning! Do not forget to save your progress before you close any game.



GAME CONTROLS



◀ **NOTE:** You may have a controller that looks like this. If so, please follow the digital instructions outlined below.

L1 Button – Downshift*

L2 Button – Displays a rear view of your car as long as the button is depressed

R1 Button – Upshift*

R2 Button – Switches between camera perspectives

* *Note: The shift buttons will not be active if you are driving with an automatic transmission.*

Directional Buttons – Steering*

SELECT Button – Inactive

START Button – Pauses the game and opens the Pause screen

■ Button – Brake/Reverse (if driving with an automatic transmission)*

▲ Button – Returns you to the previous screen

● Button – Displays options (Main Screen) *

*** Button** – Gas*

* *Note: These buttons have different functions when you are navigating menus.*

Analog Mode Switch – Turns the analog functions off and on

Right Joystick – Push UP for gas, push DOWN to brake

Left Joystick – Steering

* *Note: Using the DUALSHOCK™ analog controller mode does not disable the digital buttons.*

MENU NAVIGATION CONTROLS

Directional Buttons – Scroll through settings/**Highlight** options/**Adjust** settings

*** Button** – Select a highlighted option and advance to the next screen

▲ Button – Return to the previous screen


Follow on-screen instructions for the use of other buttons in the menu screens.



MAIN SCREEN

To begin racing, select an option from the Main Screen:

- **Beat the Heat** tests your skills with a variety of driving scenarios. See page 8 for more.
- **Race the Pro** lets you go head-to-head with some of the hottest NASCAR® pros. You'll race against the actual tracks laid down by the pros when they played *NASCAR® Heat™*. See page 9 for more.
- **Single Race** takes you to the track of your choice for a single race against a pro. See page 10 for more.
- **Championship** lets you build a career as you race an entire NASCAR® season. See page 11 for more information.
- **Multiplayer** lets you and a friend compete against each other and the pack. See page 12 for more.
- **Career** lets you save your game statistics under a profile name you create (requires Memory Card). See below for more.



©Joe Gibbs Racing

Name Screen

From the Main Screen, select "Player 1" to create a name for yourself. You'll advance to the Name Screen. Use the directional button to highlight letters and press the **X** button to select them. Select "END" to save the name you've created and return to the Main Screen. Your name will now appear in the Player 1 name slot. If you are playing a Multiplayer game, select "Player 2" and the second player will then be able to create a name.

You can also access the Options Screen by pressing the **●** button. See page 15 for more on the Options Screen.

SAVING YOUR RESULTS

NASCAR® Heat™ allows you to save the results of your racing career, as well as settings you



have selected, under a *profile*. You will need a Memory Card to save each profile. See "Memory Cards," above, for more about Memory Card requirements. Once you create a profile, *NASCAR® Heat™* will prompt you to save the results of your racing career after noteworthy events, such as trophy finishes and fastest laps. These results will be saved under the selected profile and posted in the Career Screen, described below.

Career Screen


From the Career Screen you can create a **NEW** profile, **LOAD** a stored profile or **DELETE** a profile. Once you've created a profile for yourself, you can return to the Career Screen between races to see how well you're doing in the various *NASCAR® Heat™* games.

GAMEPLAY

Once you've selected a game and made a few more selections, you'll advance to the track. Review the on-screen information and then press the **X** button to start.

ON-SCREEN INFORMATION

1. The **HUD** will display your speed in miles per hour (MPH), your revolutions per minute (RPM), which gear the car is in and the percentage of brake you are applying.
2. The **Draft Meter** displays the amount of wind resistance cut by drafting another car.
3. The **race position indicator** will display your position in the pack. A box displaying tire wear and remaining fuel will replace the race position indicator a short while before you reach the entrance to the pits and whenever your fuel levels become critically low.
4. **Lap Information** will display data about your last lap and best lap, and will notify you when you are approaching the final lap.



©Joe Gibbs Racing



During the race, the screen will also display the advice of your Spotter, a member of your crew. Use this information to move up in the pack. Depending on your selection in the Pause Options Menu, described on page 15, you may also see the nametags of all your opponents' cars.

Remember, during a race you can pause the action by pressing the start button. This will take you to the Pause Screen, described on page 15.

Finishing

Once you've finished a race, practice run or qualifying lap, you'll be taken to a Replay Screen where you can review the action. See page 13 for more on the Replay Screen. Once you've finished watching the replay, you'll advance to the Results Screen, where you can see where you finished and view information about the race.

Depending on your performance, you may also be prompted to save your results. If you select "Yes" from the on-screen dialogue box, you will advance to the Career Screen.

BEAT THE HEAT

Beat the Heat mode allows you to hone your driving skills through a variety of driving scenarios. Beat the Heat begins with basic challenges, such as successfully completing a turn within a specific time limit, and culminates with adrenaline-pumping racing tests that require expert racing skills to win.

Beat the Heat has seven chapters:

- Superspeedway
- Speedway
- Short Course
- Advanced Techniques
- NASCAR® Race
- High Octane
- Bonus Set

Each chapter contains multiple scenarios that you must successfully complete, according to specific criteria. Awards (Gold, Silver and Bronze trophies) are handed out for each successfully completed challenge. A Rate-O-Meter will track your ranking, from Rookie to Champion. You'll have to successfully complete all the scenarios within a chapter before you can access the next one.



Selections

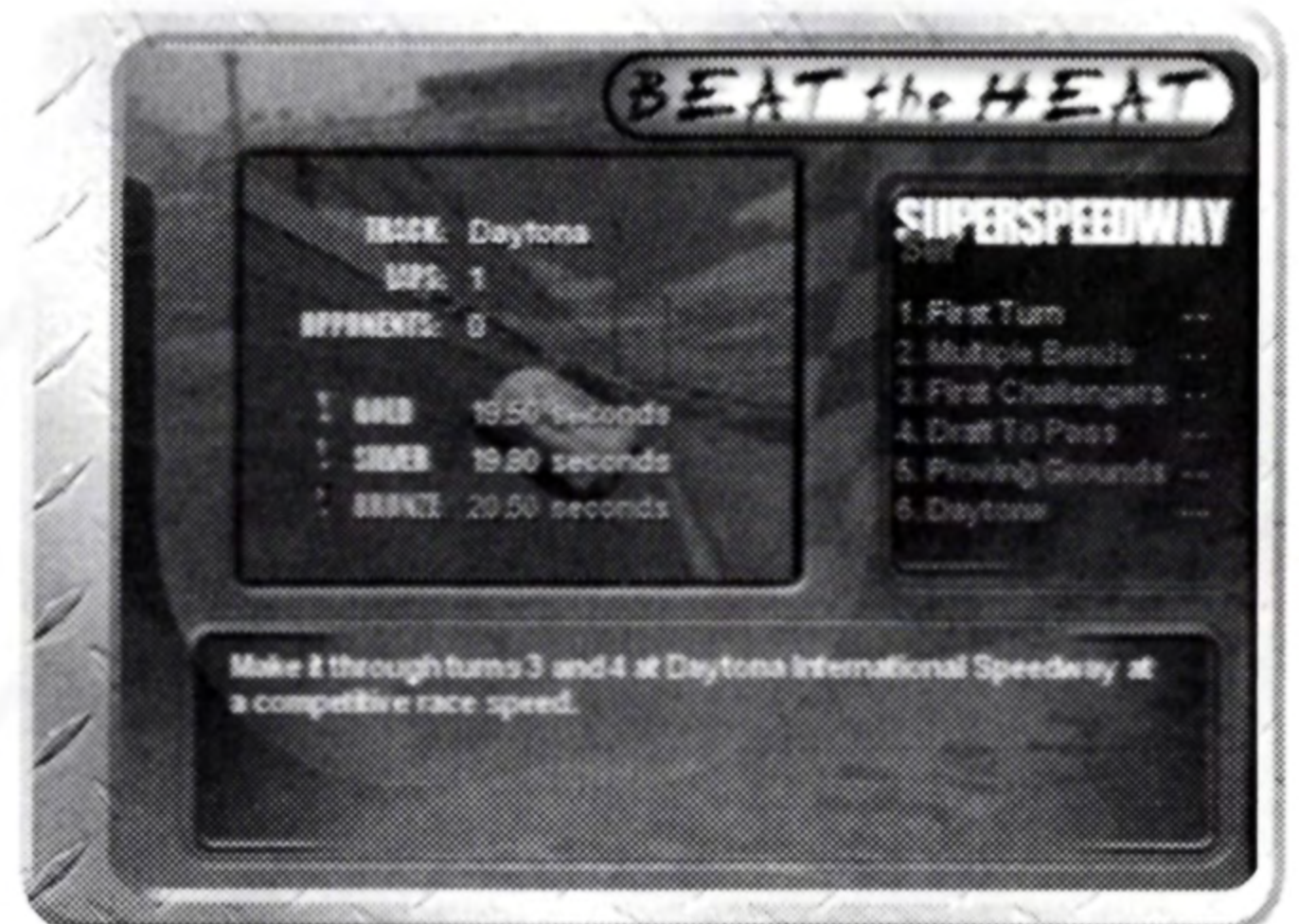
First, you'll have to select a chapter. If this is your first time trying to Beat the Heat, only the first chapter will be available. After you've selected a chapter, a second Beat the Heat screen will appear, listing the various scenarios within the set.

Information about the available scenarios and qualifications for a trophy will be displayed. Select a scenario, listen to the audio instructions and get ready – your next stop is the track. Press the **X** button to start the action.

Afterwards, an on-screen display will tell you if you won a trophy. Press the **X** button to return to the main Beat the Heat screen.

RACE THE PRO

Race the Pro allows you to go head-to-head with some of the best NASCAR® drivers. Use the left or right directional buttons to scroll through the list of available drivers against whom you'll compete. For some drivers, you'll be able to use the up or down directional buttons to choose which track to race. Press the **X** button to advance to the selected track, where you'll compete against the ghost image of the selected NASCAR® pro's car. Watch how the pro handles the track and you might be able to improve your own time. After several laps the on-screen results of your driving performance will be displayed.



SINGLE RACE

Once you've tried some Beat the Heat scenarios and raced against a few pros, you're ready for a single race.

DRIVERS SCREEN

Once you select Single Race from the Main Screen, you'll advance to the Drivers Screen. Select a car to race. If you have created a player name for yourself, that name will be listed. Otherwise, you can select a car from among various NASCAR® pros.

TRACKS SCREEN

Once you've selected a car to drive, press the **X** button to advance to the Tracks Screen, where you'll select a track. The screen will display the date, time and length of the highlighted event. *Note:* Some tracks feature more than one event. Press the **●** button to choose between different events held at the highlighted track. When you have found a track and an event that satisfies you, press the **X** button to advance to the Race Day Screen.

RACE DAY SCREEN

From this screen, you can select a number of options.

- **Practice:** Select this option to take as many as 99 practice laps around the track. When you're through testing out the track, press the **START** button and select "End Race" to go to the Laps Screen.
- **Qualify:** Although it's not required, you may want to qualify in order to get a better starting position.
- **Race:** If you're ready to race against the top NASCAR® drivers, select this option.
- **Setup:** In the Setup Screen, you can adjust a variety of features. See "Setup Screen" on page 13 for more.



- **Garage:** Not satisfied with how your car is running? Select the garage, where you can fine-tune your stock car. See "Garage" on page 16 for more.
- **Records:** Select this option if you want to see your standings among the drivers. See "The Records Screen" on page 14, for more.

Race Info will be displayed at the lower left-hand corner of the screen, showing the length of the race, your opponents' strength and your qualifying position.

Finishing a Race

After you finish a race and review the replay, you'll advance to the Results Screen. From there, press the **X** button to return to the Single Race Screen.

CHAMPIONSHIP


Championship allows you to race an entire NASCAR® season. You are allowed 3 championship setups per profile name. A dialog box will prompt you to save your results whenever you earn championship points. See "Saving Your Results" on page 6 for more information on creating a profile and saving your results.

Driver Screen

When you select Championship, you'll advance to the Drivers Screen, described in "Single Race," above, where you'll select a car to drive. From the Drivers Screen, press the **X** button to advance to the Setup Screen.

Setup Screen

The Championship Setup Screen is similar to the Single Race Setup Screen, described above. From this screen, you can select the setup for your championship career, including the type of season you want to race. However, you will *not* be able to adjust the Pack Size, as you can in the Single Race Setup Screen. *Note:* You can only access the Setup Screen once, before your first race. After that initial selection, you'll have to finish the season with the Setup selections you made.



STANDINGS SCREEN

From the Setup Screen, you'll advance to the Standings Screen, where you can review your standings. Press the **✖** button to advance to the Schedule Screen.

SCHEDULE SCREEN

The Schedule Screen lists the events you'll race in during the season. Use the left or right directional buttons to scroll through the various events. Select the **Results** to advance to the Results Screen, described on page 14. Selecting **Next Event** will take you to the Race Day Screen.

Race Day Screen

The Championship Race Day Screen is similar to the Race Day Screen for a Single Race, described above. *Note:* You cannot access the Setup Screen from the Championship Race Day Screen.

Results Screen

The Results Screen lists the standings for the season's events. See page 14 for more on the Results Screen.

Finishing a Race

After you finish a race and review the replay, you'll advance to the Results Screen. From there, press the **✖** button to return to the Schedule Screen, where you will face your next event.

MULTIPLAYER

NASCAR® Heat™ allows two players to compete on a split-screen track. You'll need two controllers connected to your PlayStation® game console to play Multiplayer. Follow the on-screen directions to select drivers and a track on which to race. You'll also have to choose if you want to race on a screen that is split vertically or horizontally.



SETUP SCREEN

You can access the Setup Screen from the Race Day and Championship menus.

- **Opponent Strength:** This setting determines the ability of the Artificial Intelligence (AI) cars you will drive against.
- **Ghost:** The ghost car runs the race with you and shows the best race line for the track. If you beat the ghost car, it will show *your* best lap until you return to the beginning of the game. You can turn the ghost car off or on.
- **Race Length:** Select how many laps you want to race.
- **Pack Size:** You can control the size of the pack. In Single Player or Championship mode, you can select 1, 4, 8 or 16 cars; in Multiplayer mode, you can select 2, 4 or 8 cars.

Once you've made your selections, press the ▲ button to accept them and return to the previous screen.

REPLAY SCREEN

After you exit the track, you'll be taken to the Replay screen. From here you can review your performance and learn how to improve your skills. Press the up directional button to display the Replay Controls.

Replay Controls

Use the left or right directional buttons to highlight the Replay Control options and press the ✖ button to select the option.

1. **Pauses** the replay and takes you to the Pause screen, described below.
2. **Rewinds** the replay.
3. **Plays/Pauses** the replay.
4. **Fast forwards** the replay.
5. Switches **camera perspectives**



Replay Pause Screen

From the Replay Pause Screen you can select the following options:

- **Resume Replay** will return you to the replay.
- **Restart** will take you to the beginning of the race, practice run or qualifying lap.
Note: It will *not* restart the replay.
- **End Race** will end the replay and return you to the Results Screen, described below.
- **Options** takes you to the Pause Options menu described below.

RESULTS SCREEN

Once you've finished a race and exited the Replay screen, you'll be taken to the Results Screen. Here you can view the results for the race.

If you raced more than 8 laps, pressing the up or down directional buttons will allow you to view your time for each lap. Pressing the ■ button will take you to the Laps Screen, and pressing the ● button will take you to the Records Screen. Once you're through viewing the race results, return to the Results Screen and press the ✕ button; you will then be prompted to save your results at the Career Screen.

The Laps Screen

The Laps Screen will show your position, time and average speed for each of the laps you've just driven.

The Records Screen

The Records Screen shows the fastest laps driven on the track. Use the left or right directional buttons to switch between the *Lap* and *Race* records. Press the ● button to clear the records.



OPTIONS SCREEN

You can access the Options Screen from the Main Screen by pressing the ● button. You can change the following settings:

Screen Pos – Use the directional buttons to adjust the game display on your tv screen.

Sound – Highlight a sound effects setting and use the left or right directional buttons to adjust the volume setting.

Controller 1/ Controller 2 – These screens display the default controller settings. If you have a DUALSHOCK™ analog controller connected to the PlayStation® game console, you will be able to turn the vibration function on or off from this screen.

PAUSE SCREEN

Pressing the START button will pause the game and bring up the Pause Screen, where you can select a variety of options:

- **Resume** takes you back to the track you're driving on.
- **Restart** allows you to start the race, practice or qualifying lap over.
- **End Race** ends the race, practice or qualifying lap and takes you to the Results Screen, described on page 14.
- **Options** takes you to the Pause Options Menu, described below. *Note:* These options differ from those available from the Options Screen, described above.

PAUSE OPTIONS MENU

From the Pause Options Menu you can adjust the **Audio** and **Camera** controls, adjust your game **Controller** and alter the **Heads Up Display (HUD)** that appears while you race. Press the Start button to exit any of the following screens and return to the Pause Options Menu.

Audio Screen

- **Car Volume** adjusts the level of noise generated by the cars.
- **Spotter Volume** controls the level of your Spotter's voice. Remember that the Spotter gives you crucial information on the position of nearby cars – you probably don't want to tune him out altogether.



- **Environment Volume** controls the noise of the crowds as well as sound effects such as crashes and squealing brakes.
- **Music Volume** controls the background music.

Camera Screen

- **Bumper Cam** provides a view from the front bumper.
- **Near External Cam** provides a view from a chase car just to the rear of your car
- **Far External Cam** provides a view from a chase car well to the rear of your car.

Note: During the game, you'll be able to select activated camera options by using the R2 button.

Vibration Screen

If you have a DUALSHOCK™ analog controller, this menu allows you to turn the vibration function on or off. This option will not be available if you do not have this controller.

HUD Screen

- **Name Tags** can be displayed over opponents' cars during the race. You can turn the nametags on or off.
- All the **Border** options control the position of the game screen on your television screen. Use the directional button to position the red frame within your tv screen.

GARAGE

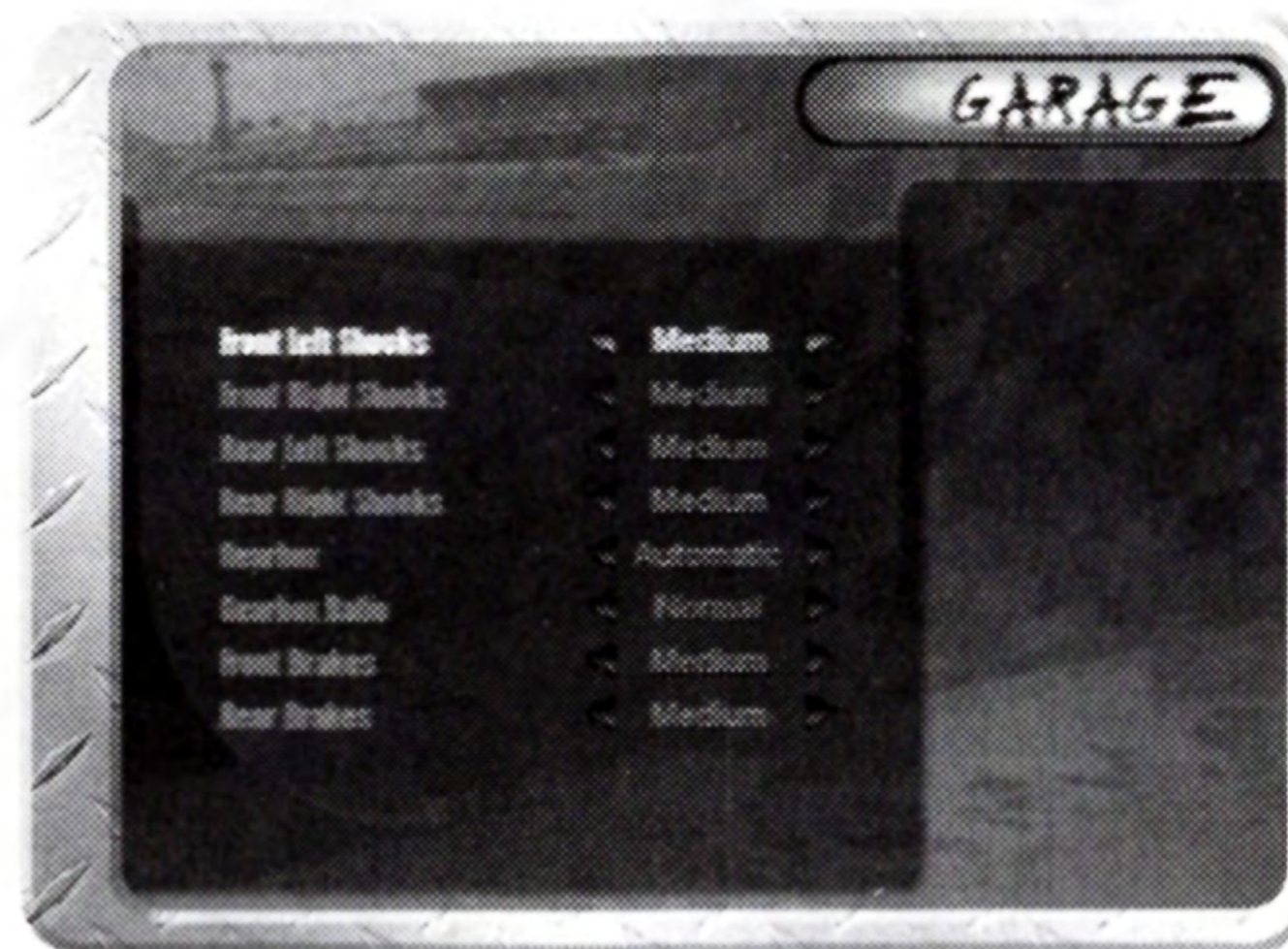
You don't need to get under the hood to win at *NASCAR® Heat™*. But if you feel the need to tune your car, you can change the following components. Select a component to change by using the up or down directional buttons; once you've selected a component, use the left or right directional buttons to change the setting.

- **Shocks:** You can adjust all four shocks – left and right, front and rear – from Soft, to Medium, to Hard.
- **Gearbox:** Choose either automatic or manual.



- **Gearbox Ratio:** You can choose either a Normal, High Speed, or Fast Acceleration gearbox ratio.
- **Front/Rear Brakes:** You can set your brakes to Soft, Medium or Hard.

Press the ▲ button to accept your changes and return to the Setup Screen. If you're uncertain about some of the changes you made in the garage, press the ● button to revert to the default setting.



Hasbro Interactive's Web Sites

NASCAR® Heat™ has an exciting, full and active web site dedicated to ensure you get the most out of your new game. You can visit us at :

[http:// www.hasbro-interactive.com/nascarheat.](http://www.hasbro-interactive.com/nascarheat)

Kids, check with your parent or guardian before visiting any web site.

Visit and you will discover that Hasbro Interactive web sites contain such things as:

- Technical Support
- Hints and Tips
- Software Upgrades
- Demos
- Interviews
- Competitions
- Community
- And much more

We are constantly updating our web sites so stop by and visit us frequently. With events and new additions planned, you won't want to miss out.

FORTHCOMING AND EXISTING HASBRO INTERACTIVE PRODUCTS

For more information on forthcoming and other existing Hasbro Interactive products, please visit our main web site at:

<http://www.hasbro-interactive.com>



ONLINE STORE

If you enjoyed this product and would like to purchase other great Hasbro Interactive products online, stop by the ONLINE STORE for convenient shopping from home. Purchasers must be 18 years or older or have parent's permission.

PLAY ONLINE!

For more information on playing games online, please visit Hasbro Interactive's Online Games area at:

<http://www.games.com>

TECHNICAL SUPPORT

If you are having technical difficulties with the *NASCAR® Heat™* PlayStation® game, and need to call Technical Support, please have the correct name of the game available (and be ready to take notes).

For telephone technical support, please call **(410) 568-2377**. Support hours are from 8:00 a.m. to 12:00 midnight, Eastern Standard Time, Monday through Friday, and from 8:00 a.m. to 8:00 p.m., Eastern Standard Time, Saturday and Sunday, holidays excluded. No game hints will be given through this number.

You may also communicate with our technical support via the Internet at:

<http://support.hasbro.com>.

This site contains an up-to-date interactive knowledge base, and email contacts for technical support.

For information about any other Hasbro Interactive product, please visit our main web site at:

<http://www.hasbro-interactive.com>

Kids, check with your parent or guardian before visiting any web site.



LICENSE AGREEMENT

*** IMPORTANT ***

This is a legal agreement between the end user ("You") and Hasbro Interactive, Inc., its affiliates and subsidiaries (collectively "Hasbro Interactive"). This Agreement is part of a package (the "Package") that also includes, as applicable, executable files that you may download, a game cartridge or disc, or a CD-ROM (collectively referred to herein as the "Software") and certain written materials (the "Documentation"). Any patch, update, upgrade, modification or other enhancement provided by Hasbro Interactive with respect to the Software or the Documentation, or bonus game provided by Hasbro Interactive at no extra charge as part of the Package, shall be included within the meanings of those terms, for the purposes of this Agreement, except to the extent expressly provided below.

BY DOWNLOADING OR INSTALLING THE SOFTWARE, YOU ACKNOWLEDGE THAT YOU HAVE READ ALL OF THE TERMS AND CONDITIONS OF THIS AGREEMENT, UNDERSTAND THEM, AND AGREE TO BE BOUND BY THEM. YOU UNDERSTAND THAT, IF YOU PURCHASED THE PACKAGE FROM AN AUTHORIZED RESELLER OF HASBRO INTERACTIVE, THAT RESELLER IS NOT HASBRO INTERACTIVE'S AGENT AND IS NOT AUTHORIZED TO MAKE ANY REPRESENTATIONS, CONDITIONS OR WARRANTIES, STATUTORY OR OTHERWISE, ON HASBRO INTERACTIVE'S BEHALF NOR TO VARY ANY OF THE TERMS OR CONDITIONS OF THIS AGREEMENT.

If You do not agree to the terms of this Agreement, do not download or install the Software and promptly return the entire Package to the place You obtained it for a full refund. If you should have any difficulty in obtaining such refund, please contact Hasbro Interactive at 800-683-5847 from the United States or at +44-1454 893-900 from outside the United States.

CONSUMER SAFETY WARNINGS AND PRECAUTIONS STATEMENT:

Epilepsy Warning



READ THIS NOTICE BEFORE YOU OR YOUR CHILD USE THIS SOFTWARE

A very small portion of the population have a condition which may cause them to experience epileptic seizures or have momentary loss of consciousness when viewing certain kinds of flashing lights or patterns. These persons may experience seizures while watching some kinds of television pictures or playing certain video games. Certain conditions may induce previously undetected epileptic symptoms even in persons who have no history of prior seizures or epilepsy.



If you or anyone in your family has an epileptic condition or has experienced symptoms like an epileptic condition (e.g. a seizure or loss of awareness), immediately consult your physician before using this Software.

We recommend that parents observe their children while they play games. If you or your child experience any of the following symptoms: dizziness, altered vision, eye or muscle twitching, involuntary movements, loss of awareness, disorientation, or convulsions, DISCONTINUE USE IMMEDIATELY and consult your physician.

FOLLOW THESE PRECAUTIONS WHENEVER USING THIS SOFTWARE:

- Do not sit or stand too close to the monitor. Play as far back from the monitor as possible.
- Do not play if your are tired or need sleep.
- Always play in a well lit room.
- Be sure to take a 10 to 15 minute break every hour while playing.

Repetitive Strain Statement



Some people may experience fatigue or discomfort after playing for a long time. Regardless of how you feel, you should ALWAYS take a 10 to 15 minute break every hour while playing. If your hands or arms become tired or uncomfortable while playing, stop and rest. If you continue to experience soreness or discomfort during or after play, listen to the signals your body is giving you. Stop playing and consult a doctor. Failure to do so could result in long term injury.

If your hands, wrist or arms have been injured or strained in other activities, use of this Software could aggravate the condition. Before playing, consult a doctor.

Motion Sickness Statement



This Software generates realistic images and 3-D simulations. While playing or watching certain video images, some people may experience dizziness, motion sickness or nausea. If you or your child experience any of these symptoms, discontinue use and play again later.



LIMITED LICENSE: You are entitled to download or install, and operate this Software solely for your own personal use, but may not sell or transfer reproductions of the Software or Documentation to other parties in any way. You may download or install, and operate one copy of the Software on a single terminal connected to a single computer. You may not network the Software or otherwise use it on more than one computer or computer terminal at the same time.

INTERNET-BASED PLAY; CHAT: This Software may include Internet-play features. If You choose to use such features, You will need to access the Internet. The Software or Documentation may also suggest links to certain Software-related web sites, including web sites operated by Hasbro Interactive or third parties. Your access to web sites operated by Hasbro Interactive is subject to the terms of use and privacy policies of such web sites. Children should check with a parent or guardian before accessing the Internet, including without limitation any chat function, on-line "arcade," or em@il Game. Internet game play may occur through one or more independent gaming or other web sites (each a "Web Site"), including without limitation the MSN Gaming Zone run by the Microsoft Corporation. Hasbro Interactive does not review or control, and disclaims any responsibility or liability for, the functioning and performance of any Web Site, the terms of use of any Web Site, the privacy policies of any Web Site, and any content on or available via a Web Site, including, without limitation, links to other web sites and comments or other contact between users of a Web Site. Hasbro Interactive does not endorse the Web Sites merely because a link to the Web Site is suggested or established. Hasbro Interactive does not monitor, control, endorse, or accept responsibility for the content of text or voice chat messages, if applicable, transmitted through the use of the Software. Use of the chat function, or other content or services of any Web Site is at Your own risk. You are strongly encouraged not to give out identity or other personal information through chat transmissions.

OWNERSHIP; COPYRIGHT: Title to the Software and the Documentation, and patents, copyrights and all other property rights applicable thereto, shall at all times remain solely and exclusively with Hasbro Interactive and its licensors, and You shall not take any action inconsistent with such title. The Software and the Documentation are protected by United States, Canadian and other applicable laws and by international treaty provisions. Any rights not expressly granted herein are reserved to Hasbro Interactive and its licensors.

OTHER RESTRICTIONS: You may not cause or permit the disclosure, copying, renting, licensing, sublicensing, leasing, dissemination or other distribution of the Software or the Documentation by any means or in any form, without the prior written consent of Hasbro Interactive. You may not modify, enhance, supplement, create derivative work from, adapt, translate, reverse engineer, decompile, disassemble or otherwise reduce the Software to human readable form.



LIMITED WARRANTY:

Hasbro Interactive warrants for a period of ninety (90) days following original retail purchase of this copy of the Software that the Software is free from substantial errors or defects that will materially interfere with the operation of the Software as described in the Documentation. This limited warranty: (i) applies to the initial purchaser only and may be acted upon only by the initial purchaser; and (ii) does not apply to any patch, update, upgrade, modification, or other enhancement provided by Hasbro Interactive with respect to the Software or the Documentation or to any bonus game provided by Hasbro Interactive at no extra charge as part of the Package, which are provided on an AS IS BASIS ONLY. EXCEPT AS STATED ABOVE, HASBRO INTERACTIVE AND ITS LICENSORS MAKE NO OTHER WARRANTY OR CONDITION, EXPRESS OR IMPLIED, STATUTORY OR OTHERWISE, REGARDING THIS SOFTWARE. THE IMPLIED WARRANTY THAT THE SOFTWARE IS FIT FOR A PARTICULAR PURPOSE AND THE IMPLIED WARRANTY OF MERCHANTABILITY SHALL BOTH BE LIMITED TO THE NINETY (90) DAY DURATION OF THIS LIMITED EXPRESS WARRANTY. THESE AND ANY OTHER IMPLIED WARRANTIES OR CONDITIONS, STATUTORY OR OTHERWISE, ARE OTHERWISE EXPRESSLY AND SPECIFICALLY DISCLAIMED. Some jurisdictions do not allow limitations on how long an implied warranty or condition lasts, so the above limitation may not apply to You. This limited warranty gives You specific legal rights, and you may also have other rights which vary from jurisdiction to jurisdiction.

If you believe you have found any such error or defect in the Software during the warranty period, (i) if you are in the United States, call Hasbro Interactive's Consumer Affairs Department at 800-683-5847 between the hours of 8:00 a.m. and 4:45 p.m. Monday through Friday (Eastern Time), holidays excluded, and provide your Product number; or (ii) if you are outside the United States, send your original CD-ROM disc, game cartridge or disc, or, if applicable, the executable files that you downloaded, to Hasbro Interactive at Caswell Way, Newport, Gwent, NP9 0YH, United Kingdom, together with a dated proof of purchase, your Product number, a brief description of such error or defect and the address to which the Software is to be returned. If you have a problem resulting from a manufacturing defect in the Software, Hasbro Interactive's and its licensors' entire liability and Your exclusive remedy for breach of this limited warranty shall be the replacement of the Software, within a reasonable period of time and without charge, with a corrected version of the Software. Some jurisdictions do not allow the exclusion or limitation of relief, incidental or consequential damages, so the above limitation or exclusion may not apply to You.

LIMITATION OF LIABILITY

HASBRO INTERACTIVE AND ITS LICENSORS SHALL NOT BE LIABLE FOR SPECIAL, INCIDENTAL, CONSEQUENTIAL, EXEMPLARY OR OTHER INDIRECT DAMAGES, EVEN IF HASBRO INTERACTIVE OR ITS LICENSORS ARE ADVISED OF OR AWARE OF THE POSSIBILITY OF SUCH DAMAGES. IN NO EVENT SHALL HASBRO INTERACTIVE'S AND ITS LICENSORS' AGGREGATE LIABILITY EXCEED THE PURCHASE PRICE OF THIS PACKAGE. Some jurisdictions do not allow the exclusion or limitation of special, incidental, consequential, indirect or exemplary damages, or the limitation of liability to specified amounts, so the above limitation or exclusion may not apply to You.



GENERAL: This Agreement constitutes the entire understanding between Hasbro Interactive and You with respect to subject matter hereof. Any change to this Agreement must be in writing, signed by Hasbro Interactive and You. Terms and conditions as set forth in any purchase order which differ from, conflict with, or are not included in this Agreement, shall not become part of this Agreement unless specifically accepted by Hasbro Interactive in writing. You shall be responsible for and shall pay, and shall reimburse Hasbro Interactive on request if Hasbro Interactive is required to pay, any sales, use, value added (VAT), consumption or other tax (excluding any tax that is based on Hasbro Interactive's net income), assessment, duty, tariff, or other fee or charge of any kind or nature that is levied or imposed by any governmental authority on the Package.

EXPORT AND IMPORT COMPLIANCE: In the event You export the Software or the Documentation from the country in which You first received it, You assume the responsibility for compliance with all applicable export and re-export regulations, as the case may be.

GOVERNING LAW; ARBITRATION: This Agreement shall be governed by, and any arbitration hereunder shall apply, the laws of the Commonwealth of Massachusetts, U.S.A., excluding (a) its conflicts of laws principles; (b) the United Nations Convention on Contracts for the International Sale of Goods; (c) the 1974 Convention on the Limitation Period in the International Sale of Goods (the "1974 Convention"); and (d) the Protocol amending the 1974 Convention, done at Vienna April 11, 1980.

Any dispute, controversy or claim arising out of or relating to this Agreement or to a breach hereof, including its interpretation, performance or termination, shall be finally resolved by arbitration. The arbitration shall be conducted by three (3) arbitrators, one to be appointed by Hasbro Interactive, one to be appointed by You and a third being nominated by the two arbitrators so selected or, if they cannot agree on a third arbitrator, by the President of the American Arbitration Association ("AAA"). The arbitration shall be conducted in English and in accordance with the commercial arbitration rules of the AAA. The arbitration, including the rendering of the award, shall take place in Boston, Massachusetts, and shall be the exclusive forum for resolving such dispute, controversy or claim. The decision of the arbitrators shall be binding upon the parties hereto, and the expense of the arbitration (including without limitation the award of attorneys' fees to the prevailing party) shall be paid as the arbitrators determine. The decision of the arbitrators shall be executory, and judgment thereon may be entered by any court of competent jurisdiction.

Notwithstanding anything contained in the foregoing Paragraph to the contrary, Hasbro Interactive shall have the right to institute judicial proceedings against You or anyone acting by, through or under You, in order to enforce Hasbro Interactive's rights hereunder through reformation of contract, specific performance, injunction or similar equitable relief. For the purposes of this Paragraph, both parties submit to the jurisdiction of, and waive any objection to the venue of, the state and federal courts of the Commonwealth of Massachusetts.



CREDITS

Hasbro Interactive

Tom Dusenberry
CEO

Charlie McCarthy
COO

Ed Martin
Executive Producer

J.R. Surprenant
Sr. Producer

Dan McJilton
Associate Producer

Bobby Labonte
Chief Technical Advisor

Ann Marie Bland
Director of Marketing

Jim Ferris
Product Manager

Jon Alexander
Mike MacConnell
Licensing & Approvals

John Sutyak
Chief Creative Officer

David Walls
Creative Director

Tony Parks
*Executive V.P. Research
and Development*

Rich Reily
V.P. of Technology

Dave Albert
V.P. External Development

Rob Sears
*V.P. of Development
Operations*

Michael Craighead
*Director of Quality
Assurance*

Kurt Boutin
Q.A. Certification Manager

Randy Lee
Bill Carroll
Q.A. Testing Managers

Mark Huggins
Q.A. Certification Lead

Charles Lane
Lead Tester

Tim Burpee
Kevin Jamieson
Becky Madore
Brett Penkul
Milton Laureno
Matt Caiazzo
Testers

John Hurlbut
General Manager

Gale Steiner
V.P. of Marketing Services

Steve Webster
Chief Visual Officer

Steve Martin
*Manager of Creative
Services*

Elizabeth Mackney
*Manager of Editorial/
Documentation Services*

Kathryn Lynch
*Marketing Services
Manager*

Kristine Meier
Senior Graphic Designer

Paul Anselmi
Graphic Designer

Morgan Tomaiolo
Graphic Designer

Mark Russell
Documentation Writer

Paul Collin
Copywriter

Sarah McIlroy
Channel Marketing Director



Laura Tomasetti
V.P. of Public Relations

Jayson Hill
Manager of Public Relations

Tony Moreira
Manager of Technical Services

Bob Sadacca
V.P. of Administration and Operations

Tracy Kureta
Operations and Special Projects Manager

Jackie Daya
Deborah Stone
Rosalie Cravotta
Linda Ferros
Legal and Finance

Digital Illusions

Magnus Isaksson
Lead Programmer

Sound Programmer
Front End and Logics Programmer

Thomas Andersson
Graphics Programmer

Mattias Gruvman
Physics and AI Programmer

Bo-Staffan Lankinen
Programmer

Nicholas Nolby
Lead Artist
Track Artist

Andreas Hansevi
Joacim Lindquist
Track Artists

Torbjörn Malmer
Car Artist
Front End Artist

Robert Runesson
Front End Artist
Track Artist

Olof Gustafsson
Music and Sound Effects

Andreas Axelsson
Project Lead & Producer
Programmer

SPECIAL THANKS

**Street & Smith's
Productions**

Traci Hultzapple
Dave Nichols
(voice of the spotter)
Glenn Vasko

NASCAR®

Blake Davidson
JJ Damato
Christi Moll
Geroge Pyne

International Speedway Corporation

Mike Brown

Speedway Motorsports

Marcus Smith

Bobby Labonte Enterprises

Josh Neelon

Joe Gibbs Racing

Dave Alpen
Jimmy Makar
Tim Sullivan

Action Performance

Allen Bestwick
Ralph Sheheen
(voice of the crew chief)



© 2000 Hasbro Interactive, Inc. All Rights Reserved. NASCAR ® is a registered trademark of the National Association for Stock Car Auto Racing, Inc.; The 'Valvoline' trademarks, Roush Racing and Mark Martin's name and/or likeness used by authority of Roush Racing, Livonia, MI; The 'Exide' trademarks, Roush Racing and Jeff Burton's name and/or likeness used by authority of Roush Racing, Livonia, MI; 'Deere and Company' trademarks, Roush Racing and Chad Little's name and/or likeness used by authority of Roush Racing, Livonia MI; The 'FamilyClick.com' trademarks, DEWALT, Roush Racing and Matt Kenseth's and Kevin Lepage's name and/or likeness used by authority of Roush Racing, Livonia, MI; Penske-Kranefuss Racing, L.L.C. trademarks, including the #12 and the likeness of the racecar, and Jeremy Mayfield's name and/or likeness are granted by license from Penske-Kranefuss Racing, L.L.C. "Mobil 1", Mobil "Pegasus" and the Flying Red Horse are registered trademarks of Mobil Oil Corp.; Richard Petty items licensed by Petty Marketing Company, L.L.C. The Richard Petty name, signature and silhouette are exclusive trademarks of Petty Marketing Company, L.L.C.; "The General Mills trademarks used under license."; Terry Labonte - License Granted by Kellogg Company and Hendrick Motorsports, ™, ® Kellogg Canada Inc. in/dans Canada; ™, ® Kellogg Company Inc. elsewhere/partout ailleurs/en otros paises; © 2000 Kellogg Company. Used under license/utilize sous license/bajo licencia; ® #5 design ® Hendrick Motorsports. Used under license/utilize sous license/bajo licencia; © 2000 Hendrick Motorsports.; The name and likeness of Dale Earnhardt Jr. are licensed under the authority of Dale Earnhardt, Inc. Licensed by Jr. Motorsports, L.L.C. © 2000; "Bobby Labonte ®", "#18 ®" and "Interstate® Batteries" and licensed under authority of Joe Gibbs Racing, Huntersville, NC; "Tony Stewart # 20 ®" and "The Home Depot ®" licensed under authority of Joe Gibbs Racing, Huntersville, NC; ©2000 JG Motorsports, Inc. The name and likeness of Jeff Gordon and the likeness of the #24 DuPont Automotive Finishes Chevrolet are used under license granted by JG Motorsports, Inc.; Texaco, Robert Yates Racing and Ricky Rudd trademarks are used under license.; The likenesses of #31 race car, the "RCR" Richard Childress Racing checkered flag logo, and the stylized "31" are trademarks of Richard Childress Racing Enterprises, Inc. and along with the likeness and signature of Mike Skinner (trademarks of Mike Skinner) and the Team Lowe's and Lowe's Home Improvement Warehouse trademarks (trademarks of Lowe's Companies) are used under license from Richard Childress Racing Enterprises, Inc. Team Lowe's and Lowe's home Improvement Warehouse are trademarks of LF Corporation.; ®M&M's, "M" and the M&M's Characters are trademarks of Mars, Inc. and its affiliates. . ©Mars, Inc. 2000. ©2000 MB2 Motorsports/KSR, Inc; Quality Care and Ford Credit are used under license from Ford Motor Company. Dale Jarrett and Robert Yates Racing trademarks are used under license.; (Sterling Marlin) ©SABCO RACING, INC. Trademark Usage by License of COORS BREWING COMPANY, GOLDEN, COLORADO; CAT and Caterpillar are registered trademarks of Caterpillar Inc. © Caterpillar 2000 The trademarks of "Bill Davis Racing" and the number 22 are licensed under the permission of Caterpillar. Ward Burton's likeness and signature are licensed under permission of TSII. Winston-Salem, NC.; ©2000 J.G. Motorsports, Inc. Jeff Gordon name, likeness and signature and likeness of the J.S. Motorsports Inc. #24 Pepsi Racing Monte Carlo are used under license by J.G. Motorsports, Inc. PEPSI, PEPSI-COLA, and the Pepsi Globe design are trademarks of Pepsi Co., Inc.; Andy Petree Racing, Joe Nemechek, and Oakwood Homes are licensed under the authority of Andy Petree Licensing, Inc. Flat Rock, NC 2000; ©2000, NationsRent West, Inc. The name and likeness of Steve Park are licensed under the authority of Dale Earnhardt, Inc. Pennzoil ® is a registered trademark of Pennzoil -Quaker St. Co.; Licensed by Rusty Wallace, Inc., and Penske Racing South; The likeness of Dale Earnhardt and the #3 race car displaying the



Richard Childress Racing, Inc. trademark driven by Dale Earnhardt, and the Dale Earnhardt registered trademarks are used under the administration of Dale Earnhardt, Inc. The likeness of the #3 race car, stylized #3 and the "RCR" checkered flag logo design are trademarks of Richard Childress Racing Enterprises, Inc. and are used under license from Richard Childress Racing Enterprises, Inc. The Trademarks "Goodwrench" and "GM" are used under license from General Motors Corporation.; John Andretti ~ Officially licensed by Petty Marketing Company, L.L.C., STP ® mark used under license. "the General Mills Trademarks used under license."; Bobby Hamilton name and likeness and KODAK, MAX and Trade Dress are trademarks licensed to Hasbro Interactive, Inc. by Eastman Kodak Company. Design 4 is a trademark of Morgan-McClure Motorsports, Inc.; The MICHAEL WALTRIP® Trademark and the Name and Likeness of Michael Waltrip are owned by, and used under license from, Michael Waltrip, Inc. and/or Michael Waltrip.; Daytona International Speedway ®, Daytona ®, The World Center of Racing ®, Daytona Speedweeks ®, Speedweeks ®, Daytona USA ®; Daytona 500 ®, The Great American Race ®, Daytona logo - ® International Speedway Corporation; Pepsi 400 ®; Darlington Logo is a ® of International Speedway Corporation, Darlington Raceway ®, Darlington ®, Too Tough to Tame ®, Darlington International Raceway ®; Phoenix Logo - ®International Speedway Corporation, Phoenix International Raceway ®, The Phoenix Mile ®, PIR ®, World's Fastest One-Mile Paved Oval ®, Copper World Classic ®; Talladega Logo ®International Speedway Corporation, Talladega Superspeedway ®, Talladega ®, The World's Fastest Superspeedway ®; Watkins Glen logo - ®International Speedway Corporation, Watkins Glen ®, The Glen ®, Watkins Glen International ®, New York's Thunder Road (tm); Homestead Logo - ®International Speedway Corporation, Homestead - Miami Speedway(tm); California Speedway ®; Michigan Logo - ®International Speedway Corporation, Michigan Speedway ®; North Carolina logo - ® International Speedway Corporation, North Carolina Speedway ®; Nazareth Speedway logo - ®International Speedway Corporation, Nazareth Speedway ®; Richmond International Raceway ®; Atlanta Motor Speedway ®, Bristol Motor Speedway ®, Lowe's Motor Speedway ®, Las Vegas Motor Speedway ®, Sears Point Raceway ®, and Texas Motor Speedway ® including name, likeness, logos, event names and event logos are registered trademarks of Speedway Motorsports, Inc. Officially licensed product of Speedway Motorsports, Inc. www.GoSpeedway.com; "New Hampshire International Speedway"® and its related images and logos are the proprietary property of New Hampshire Speedway, Inc. and are used under license from New Hampshire Speedway, Inc. © 2000 "Jasper Engines and Transmissions" Trademark: Robert Pressley name, signature and likeness of the #77 Jasper Motorsports team and race car are used under licence granted by Jasper Motorsports, LLC.

The ratings icon is a trademark of the Interactive Digital Software Association.

Licensed by Sony Computer Entertainment America for use with the PlayStation game console. PlayStation and the PlayStation logos are registered trademarks of Sony Computer Entertainment Inc. The ratings icon is a trademark of the Interactive Digital Software Association. Manufactured and printed in the U.S.A. THIS SOFTWARE IS COMPATIBLE WITH PLAYSTATION GAME CONSOLES WITH THE NTSC U/C DESIGNATION. U.S. AND FOREIGN PATENTS PENDING.

® denotes Reg. U.S. Patent & TM office.

10250





CENTIPEDS
MONOPOLY
Yahtzee
SCRABBLE
Boggle
Visit...
GAMES.COM
www.games.com

NASCAR® is a registered trademark of the National Association for Stock Car Auto Racing, Inc.

© 2000 Hasbro Interactive, Inc. All Rights Reserved.

® denotes Reg. US Patent & TM office.

Hasbro Interactive, Inc. 50 Dunham Road, Beverly, Massachusetts 01915 USA

Licensed by Sony Computer Entertainment America for use with the PlayStation game console. PlayStation and the PlayStation logos are registered trademarks of Sony Computer Entertainment Inc. The ratings icon is a trademark of the Interactive Digital Software Association. Manufactured and printed in the U.S.A. THIS SOFTWARE IS COMPATIBLE WITH PLAYSTATION GAME CONSOLES WITH THE NTSC U/C DESIGNATION. U.S. AND FOREIGN PATENTS PENDING.

